



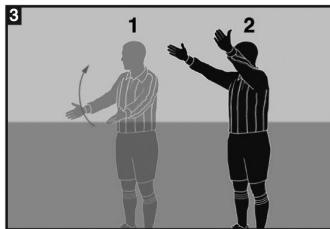
# NFHS OFFICIAL SOCCER SIGNALS



**1**  
**Direct free kick**  
(Point in direction  
of kick)



**2**  
**Indirect free kick**



**3**  
**Play On**



**4**  
**Timeout**



**5**  
**Wind-up to  
start clock**



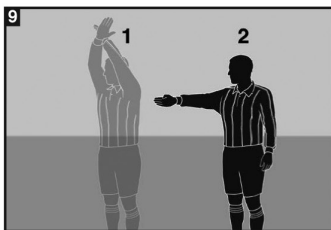
**6**  
**Penalty kick**  
(Point to spot)  
**Goal Kick**  
(Point to goal area)



**7**  
**Caution/  
Ejection**



**8**  
**Corner kick**  
(Point to corner)



**9**  
**Goal**



## ASSISTANT REFEREE SIGNALS



### Throw-in

(The flag should not be brought across the body. Appropriately, the flag should be switched to the appropriate hand.)



### Substitution

(Hold the flag above the head as shown until acknowledged by the referee, then return the flag to the side.)



### Foul

(1. Hold the flag vertically until acknowledged by the referee; 2. Wave flag; 3. Point the flag in the direction where the free kick will take place.)



### Corner kick

(Assistant referee should point to the nearest corner.)



### Goal kick

(Assistant referee should point to the goal area.)




### Stop play – Offside

(Assistant referee should indicate he/she has seen an offside with the right arm.)



### Offside free kick

(When the referee stops play, the assistant referee indicates position on the far side of the field.)



### Offside free kick

(When the referee stops play, the assistant referee indicates position near the center of the field.)



### Offside free kick

(When the referee stops play, the assistant referee indicates position on the near side of the field.)